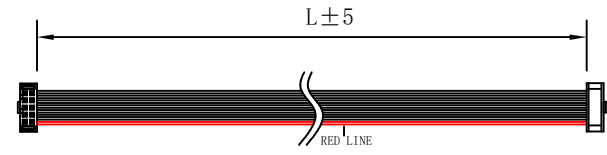
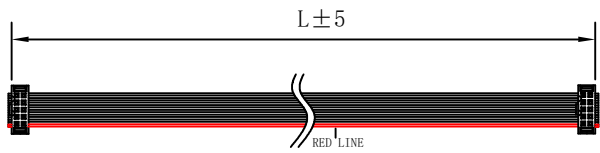


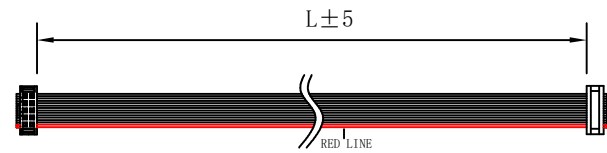
A Type



B Type



C Type

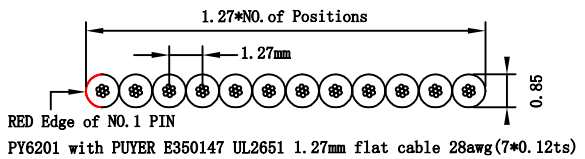


D Type

注:

1. 裁线时线皮口需切齐不可歪斜.
2. 注意两端IDC连接器压合后的方向.
3. 内外K=K出口纸箱包装.
4. 电气特性符合以下要求:

耐电压:300V, 导通阻抗:3欧, 绝缘阻抗:10M欧



PY6200-	XX	B	A	Lxxx
Series NO.	No. of Pos	Color Insulator		Cable long
	06P 26P	B=Black	A=A type	mm
	08P 30P	G=Grey	B=B type	
	10P 34P		C=C type	
	12P 36P		D=D type	
	14P 40P			
	16P 44P			
	18P 50P			
	20P 60P			
	22P 64P			
	24P			

1	PUYER UL NO. E485433 PY6201-XXB01BW02 2.54 IDC XXP 黑色2件式 2PCS	OPERATION	DRAW	DATE 2022/03/06	SCALE	FIT	普亚电线有限公司 PUYER CABLE CO., LTD HTTP:www.puycable.com 普亚电线 TEL:0769-85258775 FAX:0769-85251396 MOB:13711962670 QQ :405131416	思展连接器 TEL:0769-85338949 FAX:0769-85338969 MOB:13925839158 QQ :530589692	
		X.			±0.20	UNIT			mm
2	PUYER UL NO. E485433 PY6201-XXB01BW03A 2.54 IDC XXP 黑色3件式 2PCS	X. X	±0.15	CHECK	DATE	SIZE			A4
		X. XX	±0.10	APPROVE	DATE	SHEET			1/1
3	PUYER UL NO. E350147 UL2651 28AWG PH=1.27mm XXC 灰色红边排线 L=XXXmm 1PCS	ANGLES	±2°	PROJ.					
		DIM	TOL						