

DIM. A=1.27*NO. of Spaces
 DIM. B=DIM. A+3.3
 DIM. C=DIM. A+2.1
 DIM. D=DIM. A+4.7
 *Aavailable in 4-26 Circuits

NOTES:

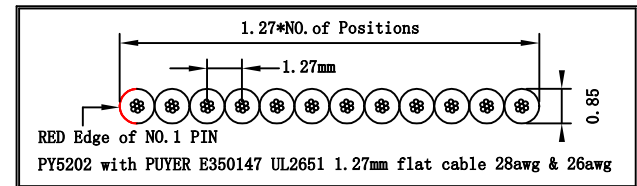
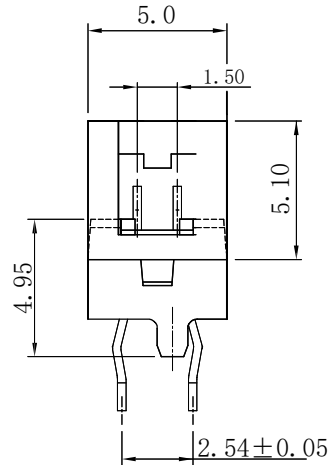
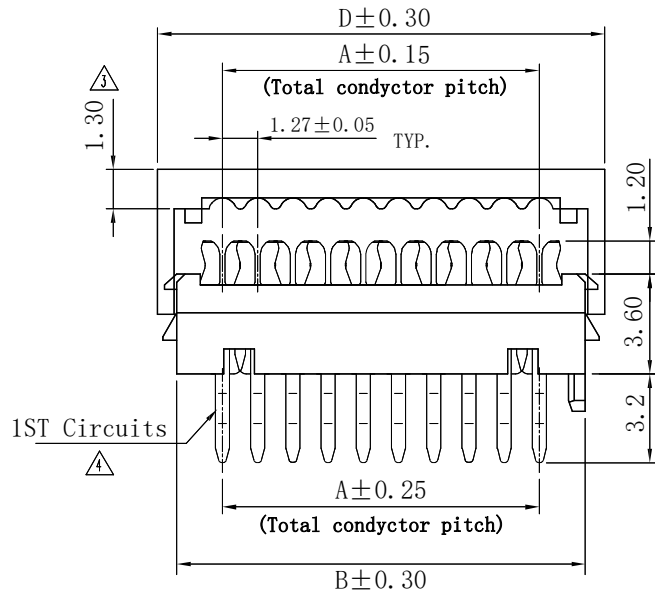
Current Rating : 1.0AMP
 Contact Resistance : 20mΩ MAX
 Withstand Voltage : 500V AC/DC
 Insulation Resistance : 1000MΩ Min
 Operation Temperature : -40°C to +105°C


Contact Material : Brass Or Phosphor Bronze
 Contact plating : Au Or Sn over Ni
 Insulator Material : PBT +30%G.F UL94V-0

Ordering Inforination

PY5202- XX R 02

Series NO.	No. of Pos	Color
	04P 16P	Insulator
	06P 18P	R=RED
	08P 20P	
	10P 22P	Contact Plating
	12P 24P	01=Gold Flash/Ni
	14P 26P	02=Sn
		03=3u"Gold/Ni
		05=5u"Gold/Ni
		15=15u"Gold/Ni
		30=30u"Gold/Ni



				OPERATION	DRAW	DATE	SCALE	FIT	PART NO.	PUYER 普亚电线有限公司 PUYER CABLE CO., LTD HTTP:www.puyercable.com
				X.	±0.20	2016/06/27	UNIT	mm	PY5202-XXRSNW01	
				X. X	±0.15	CHECK	SIZE	A4	TITLE:	普亚电线 TEL:0769-85258775 FAX:0769-85251396 MOB:13711962670 QQ :405131416
AO	2016/06/27	NEW		X. XX	±0.10	APPROVE	SHEET	1/1	Micro Match DIP PLUG	
REV	DATE	MODIFICATON DESCRIPTION	CHANGE	ANGLES	±2°		PROJ.		Customer NO.	
				DIM	TOL					